

PANEL GUIDE 2008



PORTABLA DISPLAYSYSTEM

ROLL UP

Product	Qty panels	Panel size		Visible size		Weight**	
		mm	inch	mm	inch	Kg	lbs
Classic 700	1 pc	700 x 2200	27 1/2" x 86 5/8"	700 x 1950	27 1/2" x 76 3/4"	3,7	8,2
Classic 850	1 pc	850 x 2400	33 7/16" x 94 1/2"	850 x 2150	33 7/16" x 84 5/8"	4,5	9,9
Classic 1000	1 pc	1000 x 2400	39 3/8" x 94 1/2"	1000 x 2150	39 3/8" x 84 5/8"	5,3	11,7
Classic 1150	1 pc	1150 x 2400	45 1/4" x 94 1/2"	1150 x 2150	45 1/4" x 84 5/8"	6,1	13,5
Professional 850	1 pc	850 x 2400	33 7/16" x 94 1/2"	850 x 2150	33 7/16" x 84 5/8"	4,5	9,9
Professional Double	2 pcc	850 x 2400	33 7/16" x 94 1/2"	850 x 2150	33 7/16" x 84 5/8"	7,0	15,4
Promotion	1 pc	800 x 2250	31 1/2" x 88 5/8"	800 x 2000	31 1/2" x 78 3/4"	2,4	5,4

Maximum panel thickness is 440µ. When using 2450 mm supporting rod or stiff material, the recommended thickness is 270 - 330 µ. When uncertain we recommend to make own tests with different materials. When using textile, vinyl or similar materials panel profile locking version should be used.

4 SCREEN

Product	Qty panels	Panel size		Visible size		Weight**	
		mm	inch	mm	inch	Kg	lbs
Classic 550	1 pc	550 x 1485	21 5/8" x 58 7/16"	550 x 1481	21 5/8" x 58 5/16"	1,9	4,2
Classic 700	1 pc	700 x 1950	27 1/2" x 76 6/8"	700 x 1946	27 1/2" x 76 5/8"	2,1	4,6
Classic 850	1 pc	850 x 2150	33 7/16" x 84 5/8"	850 x 2146	33 7/16" x 84 1/2"	2,5	5,5
Classic 1000	1 pc	1000 x 2150	39 3/8" x 84 5/8"	1000 x 2146	39 3/8" x 84 1/2"	2,7	5,9
Classic 1150	1 pc	1150 x 2150	45 1/4" x 84 5/8"	1150 x 2146	45 1/4" x 84 1/2"	4,1	9,0
Classic 1450	1 pc	1450 x 2150	57 3/32" x 84 5/8"	1450 x 2146	57 3/32" x 84 1/2"	4,7	10,4

When using textile, vinyl or similar materials panel profile locking version should be used, and the panel should be 10 mm taller.

SOFT IMAGE

Product	Panel size front textile		Panel size covered sides		Weight**	
	mm	inch	mm	inch	Kg	lbs
Standard 1 x 3	780 x 2240	30 3/4" x 88 3/16"	1420 x 2240	55 7/8" x 88 3/16"	12,5	27,6
Standard 2 x 3	1510 x 2240	59 7/16" x 88 3/16"	2150 x 2240	84 1/2" x 88 3/16"	15,0	33
Standard 3 x 3	2240 x 2240	88 3/16" x 88 3/16"	2880 x 2240	113 3/8" x 88 3/16"	17,5	38,5
Standard 4 x 3	2970 x 2240	116 7/8" x 88 3/16"	3610 x 2240	142 1/8" x 88 3/16"	20,0	44
Standard 5 x 3	3700 x 2240	145 5/8" x 88 3/16"	4340 x 2240	170 7/8" x 88 3/16"	22,5	49,6
Counter	1000 x 1000	39 3/8" x 39 3/8"	1640 x 1000	64 5/8" x 39 3/8"	8,7	19,2

The above measurements are the real sizes, as textile is elastic the measurements may vary.

POLE SYSTEM

Product	Qty panels	Panel size Width		Panel size Height		Weight**	
		mm	inch	mm	inch	Kg	lbs
Pole 550	1 pc	550	21 5/8"	Flexible, max 2400	Flexible, max 94 1/2"	2,8	6,1
Pole 700	1 pc	700	27 1/2"	Flexible, max 2400	Flexible, max 94 1/2"	2,9	6,3
Pole 850	1 pc	850	33 7/16"	Flexible, max 2400	Flexible, max 94 1/2"	3,0	6,5
Pole 1000	1 pc	1000	39 3/8"	flexible, max 2400	Flexible, max 94 1/2"	3,1	6,8

*Could also be used as double sided. Then complete the package with extra panel profiles.

Can handle most materials up to 450µ thickness (paper, vinyl, pvc, textile).
Total height of the system is minimum 1000mm and maximum 2560mm.

POP UP MAGNETIC

Curved system front and side panels

Product	Qty panels	Panel size		Total width		Total depth	
		mm	inch	mm	inch	mm	inch
1 x 3 Curved	3 pcs	673 x 2224	26 1/2" x 87 1/2"	1225	48 7/8"	375	14 3/4"
2 x 3 Curved	4 pcs	673 x 2224	26 1/2" x 87 1/2"	1915	75 3/8"	510	20 5/64"
3 x 3 Curved	5 pcs	673 x 2224	26 1/2" x 87 1/2"	2535	99 3/4"	710	28"
4 x 3 Curved	6 pcs	673 x 2224	26 1/2" x 87 1/2"	3065	120 5/8"	970	38 3/16"
5 x 3 Curved	7 pcs	673 x 2224	26 1/2" x 87 1/2"	3600	141 3/4"	1250	49 7/32"

Curved system back panel

Description	mm	inch
Panel size all sizes	808 x 2224	31 3/4" x 87 1/2"

Straight system

Product	Qty panels	Panel size		Total width		Total depth	
		mm	inch	mm	inch	mm	inch
1 x 3 Straight	3 pcs	733 x 2224	28 7/8" x 87 1/2"	1283	50 1/2"	322	12 5/8"
2 x 3 Straight	4 pcs	733 x 2224	28 7/8" x 87 1/2"	2016	79 3/8"	322	12 5/8"
3 x 3 Straight	5 pcs	733 x 2224	28 7/8" x 87 1/2"	2749	108 1/4"	322	12 5/8"
4 x 3 Straight	6 pcs	733 x 2224	28 7/8" x 87 1/2"	3482	137 5/64"	322	12 5/8"
5 x 3 Straight	7 pcs	733 x 2224	28 7/8" x 87 1/2"	4215	166"	322	12 5/8"

*= front & side panels.

Transport box

Product	Qty panels	Panel size		mm	inch
		mm	inch		
Plastic box II	Panel for covering box	1 pcc	1920 x 850	75 5/8" x 33 7/16"	
Premium transport case III	Panel for covering box	1 pcc	1480 x 920	58 1/4" x 36 7/32"	

Front and back panels should have a maximum thickness of 350 - 550µ. Side panels can be slightly thinner 350 - 420µ, as they should be pliable. These panels should not have a bottom strip.

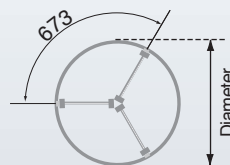
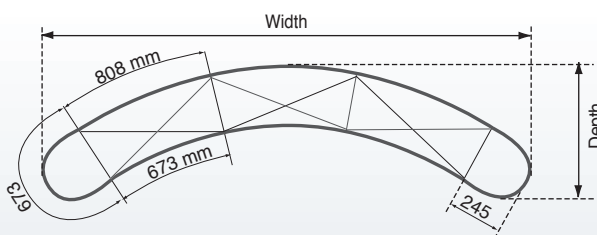
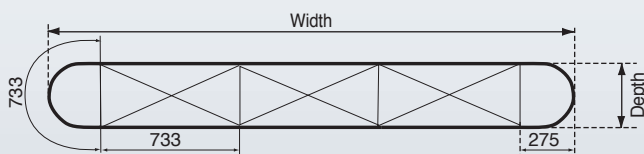
POP UP MAGNETIC TOWER

Product	Qty panels	Panel size		Diameter		Weight**	
		mm	inch	mm	inch	Kg	lbs
Tower 3	3 pcs	673 x 2224	26 1/2" x 87 1/2"	643	25 5/16"	11,5	25,3

Tower panel thickness should be 350 - 420 µ, as they should be pliable. These panels should not have a bottom strip.

POP UP MAGNETIC WEIGHTS AND DIMENSION SKETCHES

Product	Weight**	
	Kg	lbs
Basic Package 2x3	12	26,5
Basic Package 2x3	14	30,9
Travel Package 3x3	18	39,7
Travel Package 4x3	20	44,1
Premium Package 3x3	23	50,7
Premium Package 4x3	25	55,1



**Weights refer to complete package with bag/box without panels. Facts and figures are specified with reservation for product modification, change in assortment as well as printing errors.

STAND UP

Product	Qty panels	panel type	Visible size		Weight**	
			mm	inch	Kg	lbs
8010 Universal	1 pc	Front	700 x 1000	27 1/2" x 39 3/8"	15	33,1
	4 pcc	Sides	285 x 1000	11 7/32" x 39 3/8"		
8011 Info	1 pc	Front	700 x 1000	27 1/2" x 39 3/8"	10,0	22,0
	2 pcc	Sides	285 x 1000	11 7/32" x 39 3/8"		

Panel thickness should be 5 mm.

BROCHURE STAND

Brochure Stand

Product	Qty pockets		Size of holder		Weight**	
			mm	inch	Kg	lbs
4500 with soft bag	4 pcc	4 pc Fixed holder. Depth 370 mm (1 1/2")	220 x 330	8" x 13"	5,2	11,5
4501 with hard case	4 pcc	4 pc Fixed holder. Depth 370 mm (1 1/2")	220 x 330	8" x 13"	8,8	19,4

4 Brochure

Product	Qty pockets		Size of holder		Weight**	
			mm	inch	Kg	lbs
4250 4 Brochure	4 pcc	4 pc fabric holder. Max 75 sheets/holder	220 x 330	8" x 13"	1,6	3,5
4255 4 Brochure	8 pcc	8 pc fabric holder. Max 75 sheets/holder	220 x 330	8" x 13"	1,9	4,2

SNAP ON

Product	Maximum thickness		Maximum load		Weight**/m	
	mm	inch	Kg	lbs	Kg/m	lbs/40"
18 mm	1	3/64"	1	2,2	0,1	0,22
36 mm	2	5/64"	1	2,2	0,25	0,55

POSTER PROFILE

Product	Maximum thickness		Maximum load		Weight**/m	
	mm	inch	Kg/m	lbs	Kg/m	lbs/40"
All products	1,5	1/16"	0,8	1,7	0,18	0,4



Opportunities on display

HEAD OFFICE Expolinc AB, Industrivägen 7, SE-17148 Solna, Sweden. Tel +46-8-54644400. info@expolinc.se www.expolinc.com
US OFFICE Expolinc Co., 140 North Main Street, Mount Gilead, OH 43338. TOLL FREE 1-800-319-0025. info@expolinc.us www.expolinc.us

PORTABLE DISPLAY SYSTEMS